


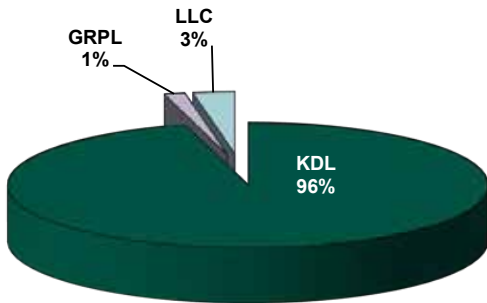
BRANCH FACTS

Branch Manager: Cathy Neis
Population of Service Area: 25,146
Building Size: 10,400 square feet
Public Computers: 18
Staff: 7.35 FTEs
Open Hours: 54 hrs/wk

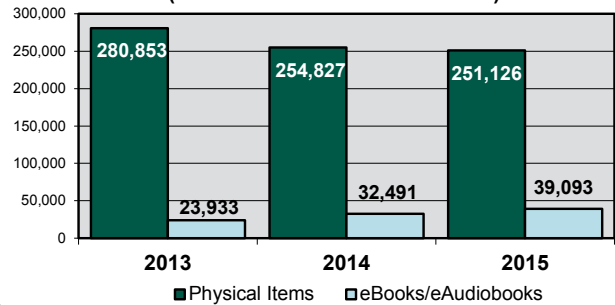
PERCENTAGE OF POPULATION WITH A LIBRARY CARD



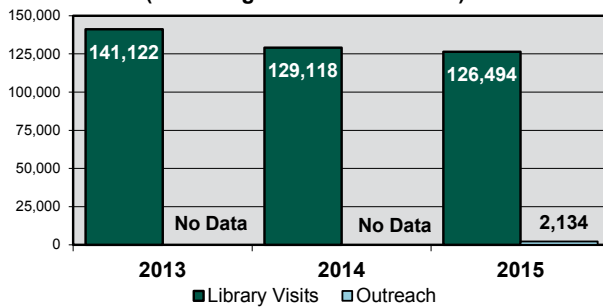
BRANCH CHECK-OUTS BY RESIDENT



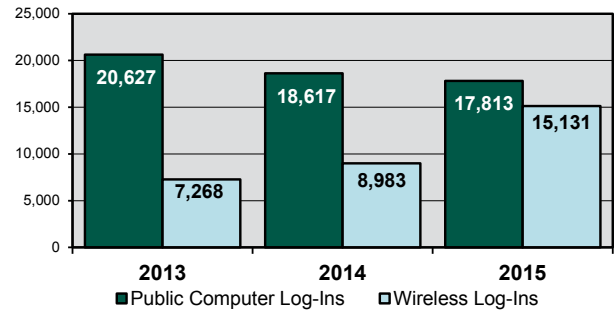
TOTAL ITEMS CHECKED-OUT (1% increase from 2014 to 2015)



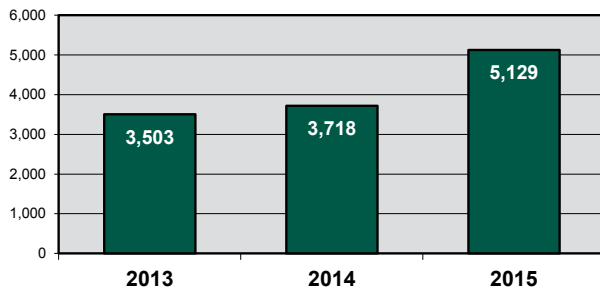
TOTAL PEOPLE SERVED (0% change from 2014 to 2015)



TOTAL BRANCH COMPUTER LOG-INS (19% increase in total log-ins from 2014 to 2015)



TOTAL PROGRAM ATTENDANCE (38% increase from 2014 to 2015)



TOTAL SUMMER READING PARTICIPANTS (9% decrease from 2014 to 2015)

