

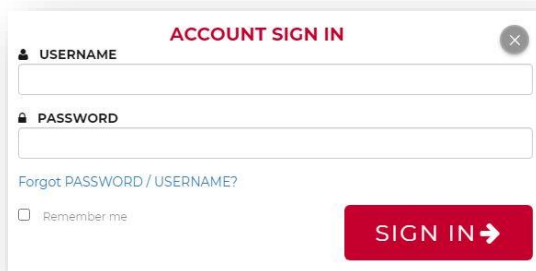
Export holds, wish lists and checkout history in RBdigital

Go to <https://kentmi.rbdigital.com>

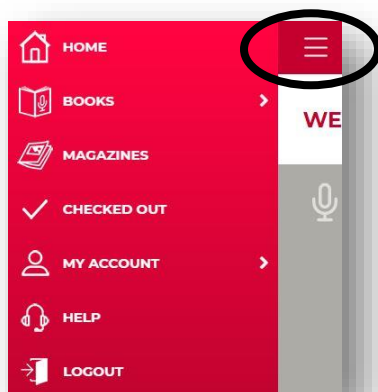
Click on **Sign In** in the upper right corner.



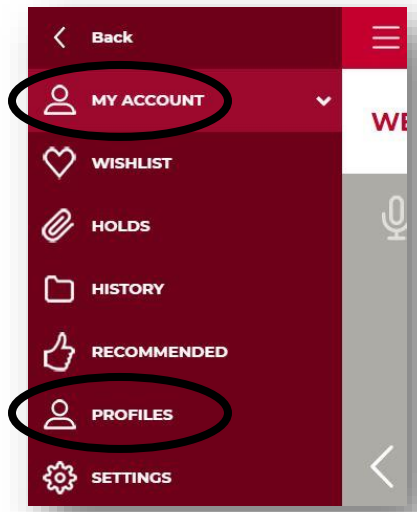
Type in Username and Password. Click on the **Sign In** button



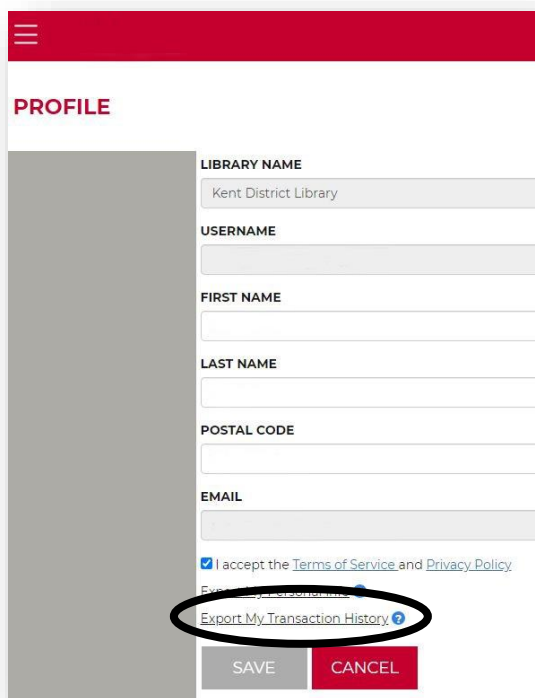
Tap on the three horizontal bars in upper left corner to expand the menu.



Click on **My Account** to expand for more options. Click on **Profiles**.



Click on **Export My Transaction History**.



Your checkout history, holds and wish list items will be downloaded in a spreadsheet for you to save to your computer.